



# Development Accelerator for SAP Analytics Cloud

How to use standard features to create out-of-the-  
standard user experience

valantic Digital Finance GmbH



# Agenda

---

1 valantic Digital Finance - Company introduction

---

2 Development Accelerator for SAC

2.1 Purpose

2.2 Success Stories

2.3 Portfolio Presentation

# We, as specialists in the field of Corporate Performance Management and Finance, are focused on value creation for our clients

1 **Increase automation** & drive efficiency within finance & controlling

2 **Scale and realign** the **organization** & rework processes for effectiveness

3 Clear **focus, better** results and costs of **reporting, planning & forecasting**

4 **Reliable information** based on state-of-the-art financial consolidation

5 **Make data work** to gain **business insights** based on **AI**

6 **Change journey & upskilling** of the financial team



Our vision 2030:

**A CFO office freed from pointless tasks & focused on value creation!**

Our purpose:

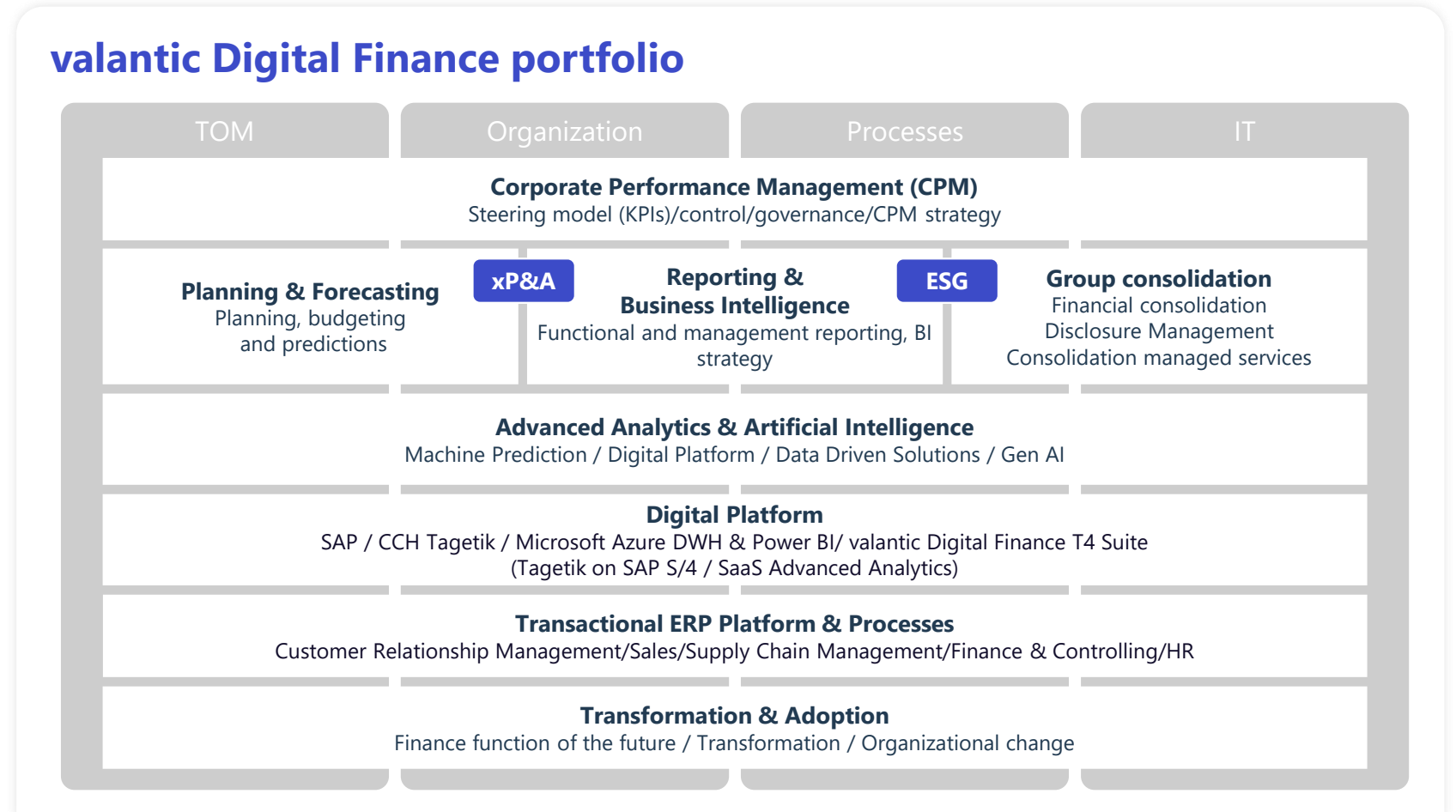
**We realize the full potential of humans & machines in financial organizations.**

# The valantic Digital Finance portfolio addresses End-to-End services from steering to ERP to ensure appropriate capabilities in the CFO area



With **finance skills** and **latest technologies**, we are increasing the level of automation and ensuring a **seamless FLOW** within the **office of the CFO** to guarantee a structured, reliable and fast supply of data to the finance function."

**valantic**



# Agenda

1 valantic Digital Finance - Company introduction

---

2 Development Accelerator for SAC

---

2.1 Purpose

2.2 Success Stories

2.3 Portfolio Presentation

# Agenda

- 1 valantic Digital Finance - Company introduction
  - 2 Development Accelerator for SAC
- 

## 2.1 Purpose

---

## 2.2 Success Stories

## 2.3 Portfolio Presentation

# Development Accelerator as part of our vision 2030



## Vision contribution

We free from repetitive tasks, such as creation of general dashboard framework, mobile enablement, responsive and adaptive design, standard codes, CSS classes etc.



## Overcome challenges

We are overcoming pain points which we are facing regularly in our dashboard projects upfront.



## Sharing WOW effects

We collect functions and user experience from many projects into one asset, which have caused absolute enthusiasm and excitement.

# Your SAC Project Benefits



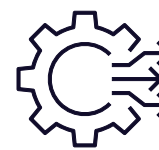
## Efficiency

The asset **accelerates** your dashboard development projects and **reduces costs**



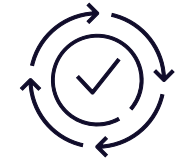
## Consistency

The asset ensures a **consistent look & feel** as well as performance best practices across your SAC Landscape



## Custom functionalities

The asset includes a set of custom implemented functionalities



## Re-usable assets

Chart & Shape Library; Re-usable design components



Design Conventions

Naming Conventions  
(essential to code maintainability)

Adaptive behavior based on screen size

Template Theme & CSS  
(centrally managed; adapted to individual Corporate Design)

Dark mode

Filtering use case  
(custom filter panel; combination of SAC functions and scripting)

Dynamic Popups

Bookmarking & PDF Export  
(improvement of standard functions)

IBCS conforming Chart Library covering all reporting use cases and scenarios

Nested design structure which can be copied for every page and widget

Pre-loaded Icon Library



# Agenda

- 1 valantic Digital Finance - Company introduction
- 2 Development Accelerator for SAC
  - 2.1 Purpose


---

  - 2.2 Success Stories

---

  - 2.3 Portfolio Presentation

# Success stories from user practice



## Ramp-up accelerator

### Challenge

Fast dashboard delivery at a producer of camera and lightning systems.

### Solution

By importing our framework, we accelerated the build phase of the dashboard and were thus able to directly add content and control-relevant value.



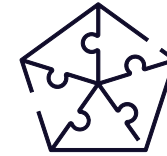
## Design discussion guide

### Challenge

Aimless design discussions in an engine manufacturing company consumed capacity, budget and time.

### Solution

Our chart library makes the question of the right chart type obsolete. It categorizes chart types according to the KPI use case and its steering purpose. This inspires the business team and provides re-usable presentation samples.



## Organizational consistency

### Challenge

Inconsistencies within a dashboarding-landscape of an engine manufacturing company led to misinterpretations of the same KPI's.

### Solution

The installation of our asset ensures a general KPI governance throughout the organization. Even when using several vendors to create dashboards, the general look-and-feel and corporate elements could be maintained.

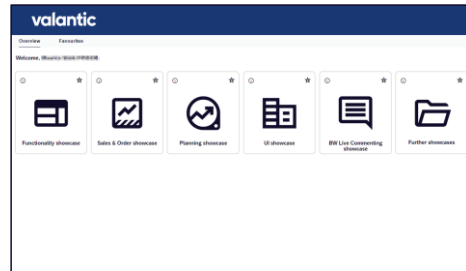
# Agenda

- 1 valantic Digital Finance - Company introduction
  - 2 Development Accelerator for SAC
    - 2.1 Purpose
    - 2.2 Success Stories
- 
- 2.3 Portfolio Presentation
-

# valantic Development Accelerator for SAC- Portfolio

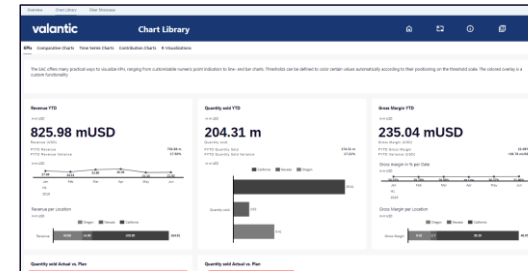
## Landing Page

centralizes access to reports, enhancing user convenience and engagement. Includes a bookmarking functionality



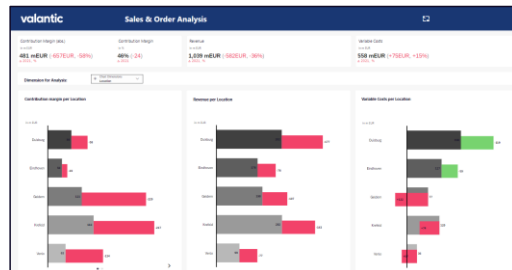
## Functionality Template

Use the functionality template to ramp up the start of a new project by benefiting of prebuild functionalities and charts.



## Sales- and Order dashboard

SAC Use Case of sales and order data for quick insights and decision-making.



## Commenting Showcase

Commenting showcase on a live data connection to a BW 4/HANA system

